





**MANUKAU
INSTITUTE OF
TECHNOLOGY**
Te Whare Takiura o Manukau

STUDENT SUCCESS GUIDE RATONGA TAUTOKO TAUIRA

2025



CONTENTS

Welcome	3	Looking for jobs and being job ready	21
Ask Me! Student Services Centre	4	Getting to campus MIT Ōtara	22
Checklist	5	Getting to campus MIT Manukau	23
Calendar	6	Getting to campus MIT TechPark	24
Funding your study	8	Getting to campus MIT City MIT Mahurangi	25
Getting organised	10	Pathway and re-enrolment	26
Study tools	11	My timetable	27
Student Life	12		
Student Support Services	14		
Maaori at MIT	17		
Pasifika at MIT	19		
Library and Learning Services	20		

WELCOME | HAERE MAI

Kia ora and warm pacific greetings,

Congratulations on your decision to study at Manukau Institute of Technology (MIT). Along with all MIT staff I'd like to welcome you on your student journey. I'm the Deputy Chief Executive Learner Experience and Success and it's my job to ensure that you are well-supported to be successful and to achieve your goals at MIT.

Whether it's academic support, orientation, health and counselling, the library or other services, we're here to make your study experience a positive one. To be as effective as possible, it's also really important that we hear from you about how things are going – your feedback is valuable so please engage with your Student Council and Representatives, and keep that survey feedback coming.

Have a great year,
Ngā mihi nui,

Simon Nash



Kia Ora and warm greetings,

I'm Armaan Singh, and I'm honoured this is to serve as your Student Council President at Manukau Institute of technology (MIT) for 2025. Representing such a dynamic and diverse student body is a privilege, and on behalf of the Student Council, I would like to extend a warm welcome to both our new and returning students.

Your decision to pursue your education at MIT truly reflects your dedication to personal growth and academic success. We recognize that balancing the demands of study, work and personal responsibilities can be crucial and challenging, and we are committed to provide the necessary support through our services and resources, ensuring your success every step of the way.

To stay connected with the latest events, key services, and exciting opportunities, I invite you to follow Student Life at Manukau Institute of Technology on Facebook and Instagram. These platforms will keep you informed about upcoming activities and provide ways for you to engage with us and enrich your campus experience.

I look forward to working alongside you throughout this year and wish you every success as you make the most of your journey at MIT.

Armaan Sidhu
Student President 2025

ASK ME! STUDENT SERVICES CENTRE

Need advice, find out who to talk to or just have a general question?

The Ask Me! Student Services Centre is your one-stop-shop for all student services enquiries and information.

For all programme and study-related enquiries, the team of experienced advisers are available to answer your enquiries or they will refer you to someone who can help.

At both of the Ask Me! Student Services Centres you can pick up programme brochures or other related material. The team can also provide assistance to complete your MIT application, as well as certifying your documents.

Help is also available for enrolment and fees enquiries, timetables, your student ID card and to issue your Auckland Transport tertiary discount sticker.

As you complete your studies, the Ask Me! Centres are the pick-up location for your transcript, academic record requests and graduation certificate.



For more information

Free phone: 0800 62 62 52

Online enquiry form:

www.manukau.ac.nz/enquiry-form

Live chat on our website:

www.manukau.ac.nz



MIT Otago
Dilworth Building,
Gate 12, Otago Road
7am-8pm (Monday-Friday)

MIT Manukau (Atrium)
7am-8pm (Monday-Friday)
and 8.30am-4.30pm (Saturday)

CHECKLIST



Have you supplied all the documents that MIT need for your enrolment?



How are you paying for your study?



Have you applied to StudyLink for a student loan, student allowance, living costs or course related costs?
www.studylink.govt.nz



Do you need a device (laptop/computer) for your study? Check out the recommended specs for a device while studying at MIT at **www.manukau.ac.nz/byod**



Investigate the best way to get to campus. Should you use public transport or if you're driving, how much will it cost to park?



Check your timetable. Log in to the Learner Portal to see your timetable. Instructions to set this up on the onboarding link.



Have you registered for CES online to get job ready and for employment opportunities.



Get yourself study ready by checking out the onboarding information and setting up your online study tools
www.manukau.ac.nz/onboarding



Arrange your student ID card with the Ask Me! Student Services team.



Find out when orientation is being held
www.manukau.ac.nz/orientation



Check out the Student Support webpages to see what services are available for you to access at
www.manukau.ac.nz/student-support




Make sure your contact details stay up-to-date. Update these yourself on the Learner Portal or see our friendly Ask Me! Student Services team.



Connect with us. Follow Student Life at Manukau on Facebook and Instagram pages for on campus activities and important student information
facebook.com/MITStudentJourney
instagram.com/studentlife.tepukenga/



Have you registered with the disability services if you require support with access and learning?
Manukau.ac.nz/disability-services-and-support



CALENDAR 2025



January

Mon	Tues	Wed	Thur	Fri	Sat	Sun
		1	2	3	4	5
6	7	8	9	10	11	12
13	14	15	16	17	18	19
20	21	22	23	24	25	26
27	28	29	30	31		

February

Mon	Tues	Wed	Thur	Fri	Sat	Sun
					1	2
3	4	5	6	7	8	9
10	11	12	13	14	15	16
17	18	19	20	21	22	23
24	25	26	27	28		

March

Mon	Tues	Wed	Thur	Fri	Sat	Sun
					1	2
3	4	5	6	7	8	9
10	11	12	13	14	15	16
17	18	19	20	21	22	23
24	25	26	27	28	29	30
31						

April

Mon	Tues	Wed	Thur	Fri	Sat	Sun
	1	2	3	4	5	6
7	8	9	10	11	12	13
14	15	16	17	18	19	20
21	22	23	24	25	26	27
28	29	30				

May

Mon	Tues	Wed	Thur	Fri	Sat	Sun
			1	2	3	4
5	6	7	8	9	10	11
12	13	14	15	16	17	18
19	20	21	22	23	24	25
26	27	28	29	30	31	

June

Mon	Tues	Wed	Thur	Fri	Sat	Sun
						1
2	3	4	5	6	7	8
9	10	11	12	13	14	15
16	17	18	19	20	21	22
23	24	25	26	27	28	29
30						

July

Mon	Tues	Wed	Thur	Fri	Sat	Sun
	1	2	3	4	5	6
7	8	9	10	11	12	13
14	15	16	17	18	19	20
21	22	23	24	25	26	27
28	29	30	31			

August

Mon	Tues	Wed	Thur	Fri	Sat	Sun
				1	2	3
4	5	6	7	8	9	10
11	12	13	14	15	16	17
18	19	20	21	22	23	24
25	26	27	28	29	30	31

September

Mon	Tues	Wed	Thur	Fri	Sat	Sun
1	2	3	4	5	6	7
8	9	10	11	12	13	14
15	16	17	18	19	20	21
22	23	24	25	26	27	28
29	30					

October

Mon	Tues	Wed	Thur	Fri	Sat	Sun
		1	2	3	4	5
6	7	8	9	10	11	12
13	14	15	16	17	18	19
20	21	22	23	24	25	26
27	28	29	30	31		

November

Mon	Tues	Wed	Thur	Fri	Sat	Sun
					1	2
3	4	5	6	7	8	9
10	11	12	13	14	15	16
17	18	19	20	21	22	23
24	25	26	27	28	29	30

December

Mon	Tues	Wed	Thur	Fri	Sat	Sun
1	2	3	4	5	6	7
8	9	10	11	12	13	14
15	16	17	18	19	20	21
22	23	24	25	26	27	28
29	30	31				



FUNDING YOUR STUDY



Before you start your programme, fees should be paid in full or arrangements made for payment e.g. applying for a student loan by the start of the programme.

Final-year Fees Free¹

If you are a first-time tertiary learner in 2025, you may be able to get Fees Free for your final year of study or training. If you are eligible, you will need to apply for your entitlement through IRD from 2026 onwards.

Who can get final-year Fees Free?

To be eligible for final-year Fees Free a learner must:

- Complete a qualification in an eligible programme; and
- Meet the residency criteria; and
- Meet the prior study and training criteria.

Learners who accessed first-year Fees Free are not eligible for final-year Fees Free. For full eligibility criteria, visit feesfree.govt.nz.

Māori Pasifika Trades Training (MPTT)²

If you are New Zealand Māori or Pasifika, aged 16–40 years old, you could get free fees for many of our trade qualifications.

For more information

Visit our Ask Me! Student Service Centres

Email: MaoriPasifikaTrades@manukau.ac.nz

Youth Guarantee³

As part of the government's Youth Guarantee scheme, Manukau Institute of Technology has free spaces for young people to study and get a level 3 certificate qualification.

For more information

Visit our Ask Me! Student Service Centres

Website: www.manukau.ac.nz/yg

Compulsory Student Services Fee (CSSF)⁴

The Compulsory Student Services Fee (CSSF) levy is additional to your programme or course fees. For more information visit www.manukau.ac.nz/cssf

If you are receiving final-year Fees Free, MPTT or Youth Guarantee funding, the CSSF is covered as part of this funding.

1 Fees Free: Free study for the first or final year of your Level 3 or above qualification may be available under the Government's Fees Free study scheme. Visit feesfree.govt.nz for eligibility criteria and more information. Students must meet New Zealand residency criteria. Note: The Government has announced that Fees Free for the first year of study will finish at the end of 2024. A final-year Fees Free scheme will replace it, starting from January 2025. Learners who have already used Fees Free in their first year of study won't be able to access Fees Free under the new final-year policy. However, from now until the end of 2025, first-year Fees Free will operate under 'first-year transition rules'. For more information, visit feesfree.govt.nz.

2 MPTT: Free study for up to one year for Levels 3 and 4 may be available under Māori and Pasifika Trades Training (MPTT), a government-led training initiative to encourage young Māori and Pasifika people to gain trade qualifications. All free study is subject to availability and funding confirmation. Proof of residency status required. Entry criteria, and some costs, may also apply. Eligibility for student allowances or student loans may vary. Contact Studylink for more information.

3 Youth Guarantee: Free study for Level 3 may be available for 16 to 24 year olds (Youth Guarantee). All free study is subject to availability and funding confirmation. Proof of residency status required. Entry criteria, and some costs, may also apply. Eligibility for student allowances or student loans may vary. Contact StudyLink for more information.

4 CSSF: The CSSF is an additional levy to your 2025 programme or course fees. Further information about the CSSF can be found here www.manukau.ac.nz/cssf.

Fees paid by a company or other third-party

If your fees are being paid by a company or other third party, they must confirm that they are paying your fees by providing us with:

- a purchase order number
- a request for invoice along with the postal address and the name of the company's contact person.

Correspondence should be on company letterhead.

Student Loan

You will only need to apply for a loan if you are not eligible for other funding options mentioned above. To apply for a loan go to www.studylink.govt.nz or phone **0800 88 99 00**.

Instalment arrangement

If you are not eligible for a student loan you may be able to pay your fees by instalment. Please contact our Academic Registry office to talk to someone about an instalment arrangement.



For more information

Free phone: 0800 62 62 52

Online enquiry form:
www.manukau.ac.nz/enquiry-form

Live chat on our website:
www.manukau.ac.nz

Apply for a student allowance for weekly living payments or living costs if you're not eligible for a student loan and for course-related costs.

You will only need to apply for a student loan for your fees if you are not eligible for other funding options.

See our Student Advisors if you need help applying to StudyLink



GETTING ORGANISED



We know there is plenty to get sorted before day one of your programme. As well as sorting out things like how you'll pay for your study, do you also need to make sure that you have childcare and accommodation sorted?



Childcare with MIT Children's Education Centre

MIT's Children's Education Centre is a well-resourced, multicultural community where we practise respect for each child, family and teacher onsite at MIT's Ōtara campus. Our centre is open to the public, as well as providing spaces for children of students and staff at MIT.

Spaces are available for children 0-5 years, with flexibility with your child's hours. We offer a lower fee especially for MIT students available through WINZ subsidy and StudyLink for those who meet the criteria and we also offer 30 ECE hours free for children from 3-5 years old (conditions apply).

For more information

Email: child.centre@manukau.ac.nz

Phone: 09 968 7715

Website: www.manukau.ac.nz/childcare

Facebook: facebook.com/manukau.institute.childcare

Location: MIT Ōtara (North Campus) | NE Block, Gate 11, Ōtara Road

Hours: Monday to Friday 7.30am-5pm



Accommodation

Searching for accommodation, especially in Auckland, can be hard if you don't already live here.

The most popular types of accommodation in Auckland are:

- flatting or boarding
- houses
- apartments
- homestays (living with a family)
- hotel/motel.

For more information

Phone: 09 968 8668

Website: www.manukau.ac.nz/accommodation

STUDY TOOLS



We have a number of tools to help you in your study journey – both on and off campus.



Bring your own device (BYOD)

Depending on your programme, you may find that you need your own laptop that meets our BYOD guidelines. If you already own a laptop we recommend checking that it is suitable. If you do need to purchase a new one, please check that the device you're planning to get meets our BYOD guidelines www.manukau.ac.nz/byod



Viewing your timetable

View your timetable, results and any outstanding fees through the Learner Portal. To set up your log in to the Learner Portal, you can follow the instructions from www.manukau.ac.nz/onboarding



Free Wifi on campus

MIT students can connect to the MIT-Wireless network to access the internet from your personal devices. All you need to connect is your correct username and password.



Free Microsoft Office 365

MIT is now providing Microsoft Office to every student free of charge. This means the latest version of the full Office productivity suite, including Word, Excel, PowerPoint, OneNote, Teams and more available for offline and online use to best prepare you for class. www.manukau.ac.nz/free-office-365



Get connected to your online learning tools

To get yourself set up for your study, we recommend you visit our onboarding page to get yourself study ready for day one. You'll be able to change your password, set up your MIT email and log in to our Learning Management System (LMS) Canvas www.manukau.ac.nz/onboarding



Canvas

This is a system available and used by MIT lecturers and students to give access to courses, assignments, discussions, files, and announcements throughout your studies. For more information or to log-in please visit the www.manukau.ac.nz/canvas

STUDENT LIFE



Make the most of your time on campus and enjoy activities, workshops, giveaways and events that our Student Life team run throughout the semester. Keep an eye on your emails, campus digital screens, notice boards and the Student Life at Manukau Facebook and Instagram pages to see when upcoming events are happening.

Orientation Te Ohu Ahunga

Orientations are a range of awesome events designed to give you the best possible start and welcome to MIT. From your pōwhiri, to onboarding with programme, study and tech-ready sessions, campus tours, and our semester Ori-fest celebrations where the fun really kicks off, this is all while meeting other new students and MIT staff who are here to support you through your study journey.

For more information

Website: www.manukau.ac.nz/orientation

Student Council and Student Voice representation Kai kōrero mō ngā tauira

MIT values the student voice and empowers students to be involved in decision-making as partners at all levels of the institution. Student Voice includes the Student Council and School Reps, which both help keep MIT student-centric.

For more information

Email: studentvoice@manukau.ac.nz

Website: www.manukau.ac.nz/student-voice

Study, Social, Spiritual spaces Rangahau, Pae pāpori, Rūmaki Whakatau Wairua

We have dedicated spaces on campus for your social, spiritual, and study needs such as:

- Ngā Kete Wānanga Marae – Ōtara campus
- Whānau room – Ōtara and Manukau campus
- Pasifika Community Centre – Ōtara campus
- Faith spaces/drop-ins – Ōtara and Manukau campus
- Chill zones – Ōtara, Manukau, and Mahurangi campus

For more information

Email: studentlife@manukau.ac.nz



Student clubs and groups

Karapū roopu taura

Get into student life at MIT by joining or setting up a club or group. Clubs are an important part of student life on campus and they provide a great way to meet other students with similar interests and backgrounds.

For more information

Email: studentlife@manukau.ac.nz

Website: www.manukau.ac.nz/student-clubs



Graduation

Graduation is an amazing event you can look forward to, where you can come together and celebrate this important accomplishment in front of your classmates, friends, and whānau.

For more information

Email: graduation@manukau.ac.nz



STUDENT SUPPORT SERVICES



We understand that it can be challenging to juggle all your commitments around family, work, everyday life and study. There are a number of teams available here at MIT to support you throughout your study journey.



Student Advisors | Awhi tauira

Student Support Advisors will support you and your success while at MIT. Our specialised team members can help get you sorted before and during your learning journey with the following services:

- StudyLink help
- referrals to other student services
- work-life balance
- concerns and complaints
- emergency financial support
- food bank support.

For more information

Email: wecare@manukau.ac.nz

Phone: 0800 696 487

Location: MIT Ōtara | NA Block
MIT Manukau | Floor 2
MIT TechPark | Reception Area
Maritime and Mahurangi | By Online Appointment

Hours: Monday to Friday 8.30am-4.30pm



Disability support services | Tautoko hauā

Disability Support Services are here to support you to get the full benefits of studying at MIT. Our specialist staff strive to make it more welcoming, accessible and inclusive for students with impairments to support your participation and achievement. Our services are free and confidential, and available at all campuses via an appointment.

For more information

Email: disability@manukau.ac.nz

Phone: 09 968 7668 **Viber/text:** 027 568 7669



Counselling | Tātaki hūnga

Counselling is a confidential and free service available to all MIT students. Our dedicated counselling team consists of registered, professional, and experienced counsellors from diverse backgrounds. They provide the highest level of care and maintain a high standard of practice. We understand the importance of safeguarding your privacy; therefore, any information or details you share with our counsellors will remain confidential. We offer face-to-face, virtual, and phone counselling sessions, and should the need arise, they can also refer students to external agencies when necessary. Your well-being is our priority.

For more information

Email: counsellors@manukau.ac.nz

Phone: 09 968 8072 and the counsellors will contact you.



Raising a concern or a complaint

If something has happened in class, on campus or if you wish to raise a concern or complaint, your first port of call is to contact a Student Support Advisor or take a look at our online Student Feedback Form.

For more information

Email: advisors@manukau.ac.nz

Website: www.manukau.ac.nz/student-feedback



International student support Kaitohutohu tauira ō tē āo

The international office is the first point of contact for all international students regarding enrolment, study-support and pastoral care related matters both on and off campus.

For more information

Email: internationaladmin@manukau.ac.nz

Phone: 09 968 8742

Emergency contact 24/7 freephone: 0800 648 2273




Student Advocacy and Appeals

If you need clarification on a policy, advice on your rights at MIT, or guidance on appealing a decision or outcome of a complaint or investigation, we're here to help.

For more information

Email: advocacy@manukau.ac.nz



STUDENT SUPPORT SERVICES (continued)



Chaplaincy and spiritual support Ngā pou o ngā hāhi

Our chaplains come from a variety of cultures, backgrounds, and churches. They are trained in pastoral care and a range of other disciplines, and have all been tertiary students. You don't have to be a Christian to see one of our Chaplains. We welcome conversations with everyone, no matter what your faith is.

For more information

Email: thechaplains@manukau.ac.nz
Phone: 09 968 8627 or 027 266 4569



Campus security

Security's primary role is to ensure the safety of MIT staff and students on all campuses. They perform preventative checks as well as responding to incidents.

Security help points (the Yellow Box)

Emergency phones are located at security help points on both Ōtara campuses and at MIT Manukau. Security help points are strategically located to support personal security and safety.

For more information

Email: security@manukau.ac.nz
Phone: 09 968 8700



Māori and Pasifika Trades Training (MPTT)

The Auckland Māori and Pasifika Trades Training (MPTT) Scholarship programme is an initiative to encourage young Māori and Pasifika people to gain trade qualifications, New Zealand apprenticeships and employment.

For more information

Email: maoripasifikatrades@manukau.ac.nz
Mobile: 022 068 9290



Medical providers

MIT does not have a medical centre however we have agreed services with three partner practices, to cover MIT Ōtara, MIT TechPark, MIT Manukau and the New Zealand Maritime School.

You can find information about our partner practices, costs and how to enrol as a patient or access services as a casual patient on our website.

For more information

Website: www.manukau.ac.nz/medical-providers

MAAORI AT MIT



Te Tari Maatauranga Maaori (TTMM) is dedicated to supporting students through various means, including Tikanga Maaori research, workshops, resources and community engagement initiatives. TTMM is located within Ngaa Kete Waananga Marae, designed as a central gathering place for all Maaori communities in Auckland and a prominent community facility.

Tauira Maaori Student Support

MIT is all about community and people coming together to help each other succeed to the best of their ability. The team at Te Tari Maatauranga Maaori does this by maintaining the marae as a home away from home and a central hub of all things Maaori.

As well as any kaupapa Maaori needs you might have, our staff can help you directly or by pointing you in the direction of other MIT services and organisations.

For more information

Email: tauiramaori@manukau.ac.nz

Phone: 022 568 0061

Website: manukau.ac.nz/maori



Ngaa Kete Waananga Marae

The marae is the heart and gateway to MIT where all students, staff, and the community are welcomed into our whānau and from where we offer ongoing support.

It is a place where you will witness how tikanga (customs and traditions) are being preserved and where history and whakapapa (genealogy) is found. It is where you find your place of standing.

For more information

Email: tikanga@manukau.ac.nz

Phone: (09) 976 0642



MAAORI AT MIT (continued)

When you attend your orientation you will experience a Pōwhiri which is a traditional Maaori welcome ceremony designed to formally welcome all students, staff and visitors to our marae and to symbolise the joint journey we will then be on together.

Pōwhiri process

1. All manuwhiri (visitors) will assemble at the tomokanga (entrance of the marae). Here the manuwhiri will decide which waahine (women) will be responsible for doing the karanga (call) and Taane (men) volunteer a speaker on behalf of the group.
2. When the ope (group) is ready, the waahine will move to the front and stand under the archway of the tomokanga (gateway) and the taane will follow behind. This is a signal to the tangata whenua (hosts) that the group is ready for the poowhiri to proceed.
3. The tangata whenua (hosts) will perform the first karanga. The manuwhiri (guests) will reply as they move slowly toward the wharenuī (meeting house).
4. This is a solemn process to allow people to gather their thoughts and pay homage to the people who have gone before them. There is often a slight pause to acknowledge this. Once the manuwhiri have reached the wharenuī, shoes are removed before entering.
5. The paepae (seating area) for the manuwhiri is always set up on the right side of the Wharenuī (meeting house) when walking in. Taane sit at the front and waahine sit behind.
6. A hiimene (hymn) will be conducted and initiated by Tangata Whenua (hosts) followed by a karakia (prayer).
7. Whaikoorero (speeches) begin. The first speaker will always be from the tangata whenua (hosts) to which the manuwhiri (visitors) will respond, and alternate until completed.
8. Each whaikoorero is supported with a waiata, support (song).
9. The above speechmaking process is Tainui Kawa (the Tainui iwi's custom) and is known as tauutuutu or tuu atu, tuu mai. This kawa is primarily in South Auckland and the Waikato.
10. The last speaker for the manuwhiri will lay down their koha (gift). If there are no more speakers for the manuwhiri (visitors), tangata whenua (Hosts) will conclude.

11. On completion of the whaikoorero, the manuwhiri will hariruu (shake hands) and hongī (press noses). However, due to COVID 19, the Hongi aa wairua has been adopted by MIT because it allows us to practice Maaori customs and protocols while adhering non-contact and social distancing regulations.
12. The concept was developed in response to the COVID 19 Pandemic regulations and guidelines and was introduced by MIT Kaumaatua, (Elder) Toi Katipa (Jnr).
13. All manuwhiri (guests) will then be karanga (called) into the wharekai (dining room) where light refreshments will be served.

Te Aroha | Student Waiata (Song)

Te aroha	The Love
Te whakapono	The Faith
Me te rangimarie	And the Peace
Tātou tātou e	To all
x2	

Himene | He Honore

He Honore	Honour
He Korooria	Glory
Maungaarongo ki te whenua	And peace on Earth
Whakaaro, pai e	Good thoughts
Ki ngaa taangata katoa	To mankind
Ake, ake, ake, ake	For ever and ever
Aamine	Amen
Te Atua	God
Te Piringa	Our refuge
Toku oranga	And life
x2	

PASIFIKA AT MIT



Kia Orana, Talofa Lava, Mālō e lelei, Fakalofa lahi atu, Bula Vinaka.

MIT's Pasifika team aim to transform Pasifika success throughout your student journey from pre-enrolment through to post-graduation employment. We have a dedicated advisor who is here to help you.

Pasifika resources and information Mōhiohio rauemi pasifika

MIT's Pasifika team aim to transform Pasifika success throughout your student journey from pre-enrolment through to postgraduation employment.

We have a dedicated advisor who is here to help you. There are lots of opportunities for you to meet together at our Pasifika orientation, hangouts, a graduation celebration and different cultural groups to join.

For more information

Email: mitpcc@manukau.ac.nz

Phone: 09 968 7281

Website: www.manukau.ac.nz/pasifika



Pasifika Community Centre

With several Pasifika-themed meeting spaces to suit a variety of needs, the Pasifika Community Centre can accommodate from 2 to 100 guests. Located at our Ōtara campus, we are the perfect venue for your next business, community or church function.

For more information

Email: mitpcc@manukau.ac.nz

Phone: 09 968 7281



LIBRARY AND LEARNING SERVICES

Our expert friendly Library and Learning Services staff are here to help connect you with information and develop the skills you need to complete your assignments and succeed with your academic learning. We have study friendly library spaces at Manukau, Ōtara and the New Zealand Maritime School (City Campus).



Customer Services Library Assistants

The Library Assistants are your first point of contact in the library spaces. They are ready to answer any of your queries and refer you to information and people who can help you complete your assignments.

Academic Learning Advisors

Academic Learning Advisors support you in your studies by providing advice on course work and enable the development of your academic skills, including writing, maths, English language and study skills.

Subject Librarians

Subject Librarians help you build your research and referencing skills, so you become a confident user of our library: able to find, evaluate and use the best information for your studies.

You can visit us at the library, attend one of our workshops, book an appointment or chat with us on our website.

Digital Support Guides

Digital Support Guides can help you troubleshoot through IT issues.

They are based at Ōtara and Manukau Campus Libraries.

For more information

Website: library.manukau.ac.nz

Chat now: Live chat on our website

Email: library@manukau.ac.nz
learning.services@manukau.ac.nz


Phone: 09 968 8777



LOOKING FOR JOBS AND BEING JOB READY



During your study, you'll apply your classroom learning to real-world situations, so you graduate with hands-on skills. Our practical skills-based training sets us apart from other education providers and our industry-experienced tutors get you work-ready.



Career and employment solutions Te hihīgamanga ōtinga

As a student at Manukau Institute of Technology, you can access our Career and Employment Solutions Team (CES) anytime from pre-enrolment to after you graduate.

From job search strategies, to interview coaching, workshops and one:one career advice, you'll be supported to be work ready, throughout your study journey.

The CES team understand the importance of support when looking to prepare yourself for employment opportunities and are here to help you navigate the world of work.

As an MIT student, you get access to the exclusive MIT online job board for students and graduates.

For more information

Email: careersolutions@manukau.ac.nz

Facebook: facebook.com/careerandemploymentsolutions

Website: www.manukau.ac.nz/jobs



Volunteering

A great way to get experience and build your skills is to volunteer. You can volunteer for as much or as little time that you have available.

If you're looking to help others, make a difference and to connect with your community by being involved by contributing to a cause that you care about, volunteering helps you to use your skills in a productive way.

For more information

If you're interested in helping out at campus events

Email: studentlife@manukau.ac.nz

Volunteer in the community

You may already know where you wish to volunteer or you can find various places to volunteer through Volunteering Auckland
www.volunteeringauckland.org.nz

GETTING TO CAMPUS



MIT Ōtara



53 Ōtara Road, Ōtara

Main entrance is accessed by Gate 11 or Gate 12.

Public transport

There are bus routes and stops on Ōtara Road outside campus, as well as the Ōtara interchange at the Ōtara Town Centre on East Tamaki Road, just a short walk to campus.

Free parking

The multi-level carpark at Gate 11, MIT Ōtara is free at all times.

Disabled parking

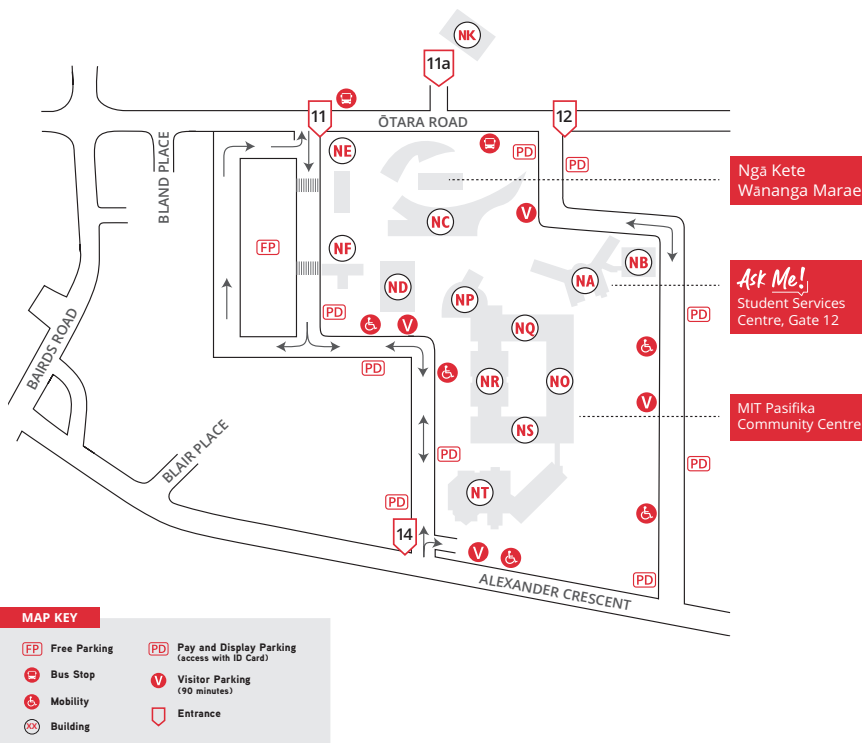
There are parking spaces available for FREE, but you will need to display your mobility card, please refer to the map for reference.

Paid parking

Other parking at MIT Ōtara are paid between Monday to Friday, 6am-4pm. The cost for paid parking at MIT Ōtara is \$1 per hour, \$4 per day. Outside of the above times, parking within these areas is free of charge.

You can pay for your parking in the following ways:

- at one of the four Pay-By-Plate machines around the campus
- using the ParKiwi app, downloadable for iOS or for Android
- using the CloudPark virtual machine
- by purchasing an electronic permit from the vPermit website.



GETTING TO CAMPUS



MIT Manukau



Corner of Manukau Station Road
and Davies Avenue, Manukau

Public transport

Manukau train station is located within the campus, and the bus interchange is opposite, giving you rail and bus transport to the door.

Disabled parking

There are paid disability parking spaces available closer to the building.

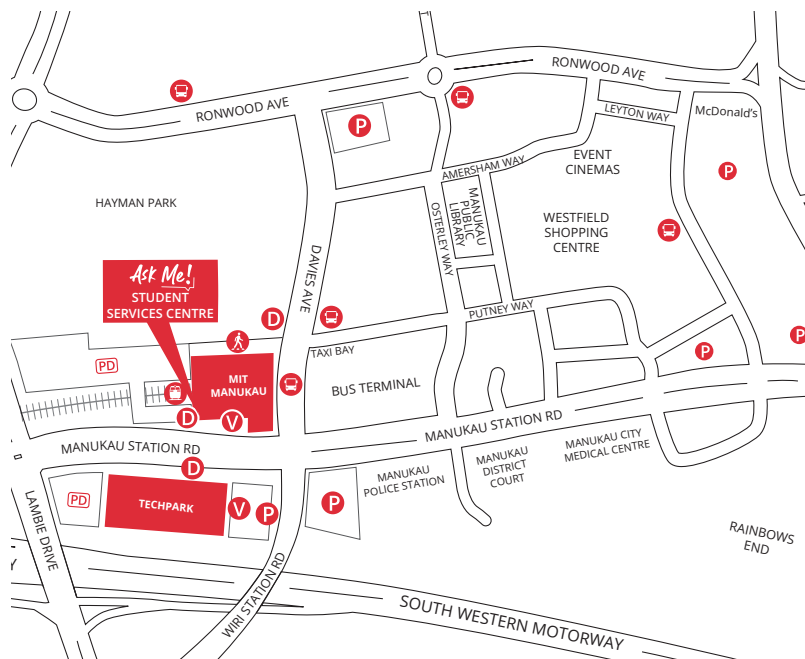
Please display your mobility card. Refer to the map for details.

Paid parking

Parking is paid between Monday to Friday, 6am-4pm. The cost for paid parking at MIT Manukau is \$2 per hour, \$8 per day. Outside of the above times, parking within these areas is free of charge.

You can pay for your parking in the following ways:

- at one of the four Pay-By-Plate machines around the campus
- using the ParKiwi app, downloadable for iOS or for Android
- using the CloudPark virtual machine
- by purchasing an electronic permit from the vPermit website.



MAP KEY

Public Parking	Pay and Display Parking (access with ID Card)
Bus Stop	Visitor Parking (90 minutes)
Train Station	Pedestrian Promenade
Drop-off Bay	Railway Line

GETTING TO CAMPUS



MIT TechPark



58 Manukau Station Road,
Manukau

Public transport

Located just across the road from MIT Manukau, MIT TechPark has the Manukau bus and railway stations just next door.

Parking areas

There are bicycle, motorbike, scooter and electric car charging parking available onsite, and handy drop off bays right outside. There are limited car parking spaces on campus.

Disabled parking

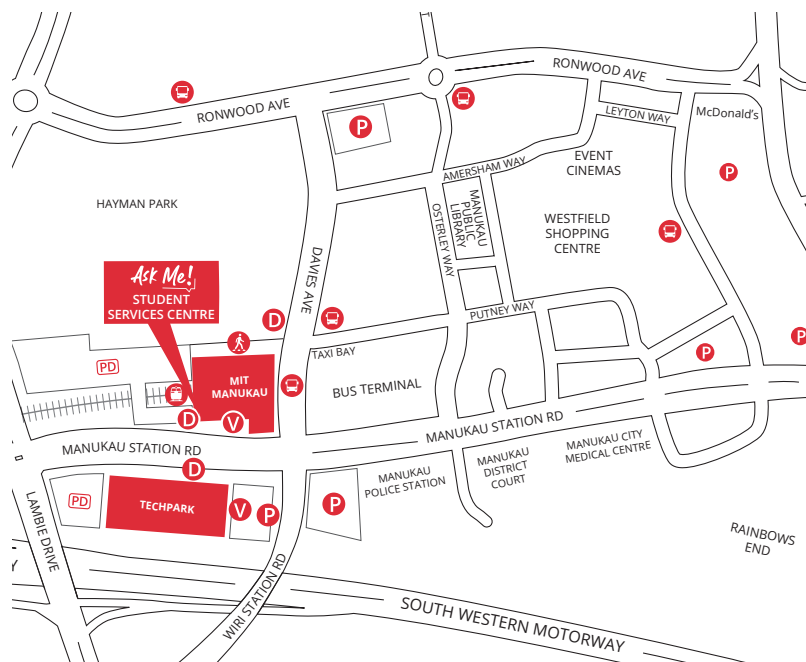
There are parking spaces available for FREE, but you will need to display your mobility card, please refer to the map for reference.

Paid parking

Parking is paid between Monday to Friday, 6am-4pm. The cost for paid parking at MIT TechPark is \$2 per hour, \$8 per day. Outside of the above times, parking within these areas is free of charge.

You can pay for your parking in the following ways:

- at one of the four Pay-By-Plate machines around the campus
- using the ParKiwi app, downloadable for iOS or for Android
- using the CloudPark virtual machine
- by purchasing an electronic permit from the vPermit website.



MAP KEY

P Public Parking	PD Pay and Display Parking (access with ID Card)
W Bus Stop	V Visitor Parking (90 minutes)
R Train Station	A Pedestrian Promenade
D Drop-off Bay	 Railway Line

GETTING TO CAMPUS



MIT City - New Zealand Maritime School

2 Commerce Street, Auckland
Central, Auckland

Public transport

Situated opposite the Britomart Transport Centre, the school is easily accessible by public transport from any part of Auckland.

Paid parking

There is no parking at the campus. Nearby there are multiple car parking buildings that you could access. Rates vary depending on the car parking building.



MIT City Campus

Domestic Maritime; Logistics; Nautical Foreign-Going; Marine Electro-Technology; Marine Engineering; Short courses; Superyacht qualifications.

The ANZ Tower, Level 3, 2 Commerce Street, (Corner of Commerce and Quay Streets), Auckland CBD

MAP KEY

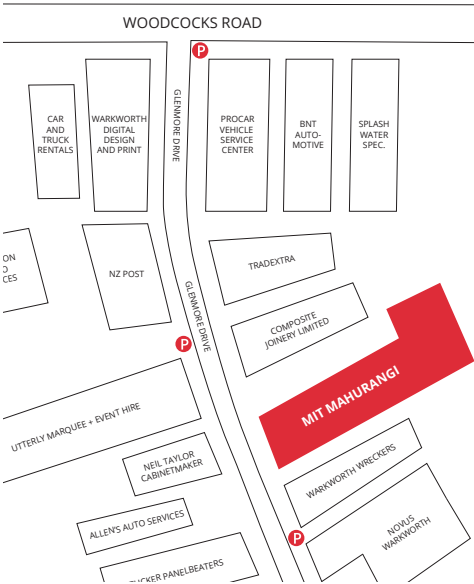
- Public Parking
- Bus Stop
- Train Station

MIT Mahurangi

11 Glenmore Drive, Warkworth

Free parking

Free parking is available at the campus.



MIT Mahurangi Campus

STCW short courses; Superyacht Crew; Domestic Maritime.

11 Glenmore Drive, Warkworth, Auckland

MAP KEY

- Public Parking
Limited campus parking available (indicated onsite) and limited street parking available.

PATHWAY AND RE-ENROLMENT



As you come to the end of your semester or programme have you thought about what's next?

We'd love to support you to take the next step on the road to a great career by continuing your study journey here at MIT.

Pathwaying

We'd love you to continue your study journey with us. Improve your career opportunities by advancing to the next level in your chosen area of study.

Have a chat to your tutor or lecturer about the benefits of further study at MIT and what programme would be a great next step.

If you need further assistance, you can also have a chat with your Academic Leader. Contact our Ask Me! team to book a time for you with them.

Re-enrolling


Finishing your current courses soon and thinking about what course you need to complete next?

Check out what's offered for the next intake and if you have questions about which course to take, have a chat to your tutor or lecturer about which course or courses you are recommended to take next.

For more information

Website: www.manukau.ac.nz/reenrolment

Phone: 0800 62 62 52



MY TIMETABLE



You can view your individual timetable through the Learner Portal learnerportal.manukau.ac.nz

For easy reference, you can use this handy guide.

TIME	MONDAY	TUESDAY	WEDNESDAY	THURSDAY	FRIDAY
8am					
9am					
10am					
11am					
12am					
1pm					
2pm					
3pm					
4pm					
5pm					
6pm					
7pm					
8pm					

Contact us

Manukau Institute of Technology

Private Bag 94006,
Manukau 2241,
Auckland, New Zealand

Got questions?

Phone or email our friendly Ask Me! team

 0800 62 62 52

 www.manukau.ac.nz/enquiry-form

Connect with us:

 facebook.com/manukau.institute
facebook.com/MITStudentJourney

 instagram.com/manukau.institute

0800 62 62 52
manukau.ac.nz



**MANUKAU
INSTITUTE OF
TECHNOLOGY**
Te Whare Takiura o Manukau